

Year 2
SATs Information
Workshop

Wednesday 25th January

What are SATs?

- SATs are the assessments made at the end of both Key Stage 1 and Key Stage 2.
- The role of the SATs tests is to **support** teachers in making their final judgement of **teacher assessment**.
- Your child's attainment at the end of KS1 will be reported as: working towards, working at or working at greater depth in relation to the Year 2 objectives.

As well as ongoing teacher assessment in reading, writing, maths and science, in **May** all children will take tests in:

- Reading
- Maths.

Reading

The Reading Test consists of two separate papers:

Paper 1 – Lasts approximately 30 minutes.

- Fiction and non-fiction
- Comprehension
- Multiple choice and short answers

Paper 2 – Lasts approximately 40 minutes.

- Contains a separate reading booklet and question booklet.
- Children will be able to refer back to the reading booklet throughout the test.
- Questions will focus on: explaining their understanding of words they've read and retrieving information from the text.

Sample questions: Paper 1

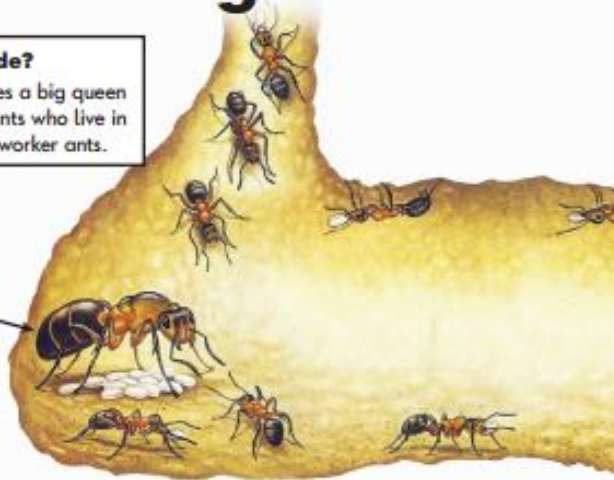
Ants underground

Who lives inside?

Inside the nest lives a big queen ant. Most of the ants who live in the nest are busy worker ants.

Queen ant

The queen ant spends all her time laying eggs.



1 Which word in the text describes what worker ants are like?

Tick **one**.

sleepy

noisy

busy

fast

2 What does the queen ant do?

Tick **one**.

keeps the nest clean

lays eggs

moves eggs

finds food

"Where are we going?" Monster asked nervously.

"To that island," said Frog, pointing towards a tiny spot on the horizon.

"It's a long way," said Monster. "I don't think I like boats."

Monster was beginning to feel seasick.



8 What could Frog see on the horizon?

Tick **one**.

a boat

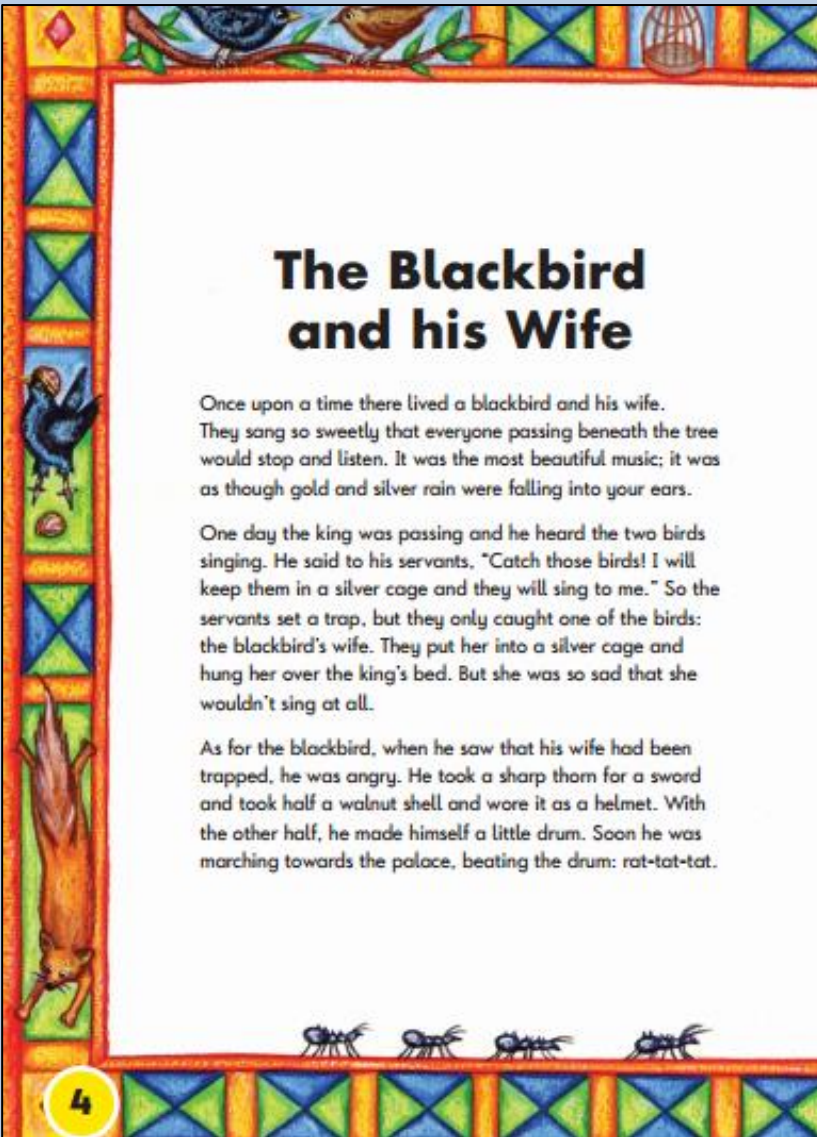
the sun

an island

a beach

9 Find and copy one word which tells you that Monster was not feeling well in the boat.

Sample questions: Paper 2



The Blackbird and his Wife

Once upon a time there lived a blackbird and his wife. They sang so sweetly that everyone passing beneath the tree would stop and listen. It was the most beautiful music; it was as though gold and silver rain were falling into your ears.

One day the king was passing and he heard the two birds singing. He said to his servants, "Catch those birds! I will keep them in a silver cage and they will sing to me." So the servants set a trap, but they only caught one of the birds: the blackbird's wife. They put her into a silver cage and hung her over the king's bed. But she was so sad that she wouldn't sing at all.

As for the blackbird, when he saw that his wife had been trapped, he was angry. He took a sharp thorn for a sword and took half a walnut shell and wore it as a helmet. With the other half, he made himself a little drum. Soon he was marching towards the palace, beating the drum: rat-tat-tat.

4

Questions 1 – 8 are about
The Blackbird and his Wife (pages 4 – 7)

(page 4)

- 1 Why did the king want to have the blackbirds?

(page 4)

- 2 Why was the blackbird's wife sad?

(page 4)

- 3 What instrument did the blackbird play on the way to the palace?

(page 5)

- 4 The king treated the animals badly.

a) What had the king done to the fox?

b) What had the king done to the ants?

Mathematics

Children will sit two tests: Paper 1 and Paper 2

Paper 1 – Lasts approximately 20 minutes

- Arithmetic
- Covers calculation methods for all operations

Paper 2 – Lasts approximately 35 minutes

- Problem-solving
- Reasoning
- Mathematical fluency

Some questions will require children to show or explain their working out.

Sample questions: Paper 1

1

$5 + 7 = \boxed{}$



2

$19 - 9 = \boxed{}$



15

$3 \times 3 = \boxed{}$



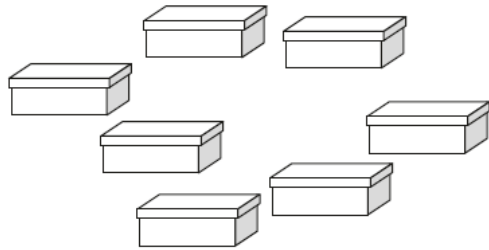
16

$12 \div 2 = \boxed{}$



Sample questions: Paper 2

7



Sita puts **2** shoes in each of these boxes.

How many shoes are there altogether?

--

 shoes

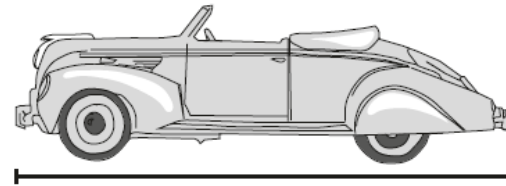
8

Complete the table.

words	digits
thirty-eight	38
	40
ninety-four	

11

Use a ruler to measure the length of the toy car.




--

 cm


12

Two of the numbers are in the **wrong** bag.

Draw a cross (X) on each of them.



even numbers



odd numbers

How can I help?

- Make sure the child gets plenty of sleep on 'school nights'.
- Make sure your child gets a good breakfast.
- Ensure your child completes all ownwork tasks set.
- Remember the emphasis is on **teacher assessment** throughout the whole year.

How to help your child with reading

Listening to your child read can take many forms:

- Focus on developing an enjoyment and love of reading.
- Enjoy stories together – reading stories to your child is equally as important as listening to your child read.
- Read a little at a time but often, rather than rarely but for long periods of time!
- Talk about the story before, during and afterwards – discuss the plot, the characters, their feelings and actions, how it makes you feel, predict what will happen and encourage your child to have their own opinions.
- Look up definitions of words together – you could use a dictionary, the Internet or an app on a phone or tablet.
- All reading is valuable – it doesn't have to be just stories. Reading can involve anything from fiction and non-fiction, poetry, newspapers, magazines, football programmes, TV guides.
- Visit the local library - it's free!

How to help your child with writing

- Practise and learn weekly spelling lists – make it fun!
- Encourage opportunities for writing, such as letters to family or friends, shopping lists, notes or reminders, stories or poems.
- Write together – be a good role model for writing.
- Encourage use of a dictionary to check spelling.
- Allow your child to use a computer for word processing, which will allow for editing and correcting of errors without lots of crossing out.
- Remember that good readers become good writers! Identify good writing features when reading (e.g. vocabulary, sentence structure, punctuation).

How to help your child with maths

- Play times tables games.
- Play mental maths games including counting in different amounts, forwards and backwards.
- Encourage opportunities for telling the time.
- Encourage opportunities for counting coins and money e.g. finding amounts or calculating change when shopping.
- Look for numbers on street signs, car registrations and anywhere else.
- Look for examples of 2D and 3D shapes around the home.
- Identify, weigh or measure quantities and amounts in the kitchen or in recipes.
- Play games involving numbers or logic, such as dominoes, card games, draughts or chess.

- SATS are an important milestone in school life.
- They give useful information to your child's teacher, the school, the government and to you the parents.
- They are **just one** of the ways the school assesses how well your child is doing.
- They shouldn't be stressful. In fact, many children enjoy the change in routine!

National Curriculum

English Objectives

Maths Objectives